

Still Life Oil Course 2024.






A 6 Week Oil Painting Course looking at the basics of still life painting.

Beginners guides & intermediate – advanced options available, with extension tasks for the confident artist.

Choose From:

Beginners & Mixed Ability Class: TUES, 9:15 AM – 12:15 PM

Mixed Ability Classes: TUES 1:15 PM – 4:15 PM, WED 9:15 AM – 12:15 PM & WED 1:15 PM – 4:15 PM.

<p>Week 1</p> <p>04/05 JUNE</p>	<p style="text-align: center;">Technique & Form</p> <p>We begin the course with a look at how to use oil paints. You will learn how to create 3D form by painting some value studies.</p>	
<p>Week 2</p> <p>11/12 JUNE</p>	<p style="text-align: center;">Contemporary Colour Study</p> <p>This week, you will look at colour mixing by creating a contemporary study using loose brushstrokes. We will also discuss how to set up your still life composition for next week.</p>	
<p>Week 3</p> <p>18/19 JUNE</p>	<p style="text-align: center;">Gesture & Underpainting.</p> <p>This week we begin your still life painting by establishing gesture and preparing your canvas.</p>	
<p>Week 4</p> <p>25/26 JUNE</p>	<p style="text-align: center;">Open Grisaille.</p> <p>We continue with your still life painting by establishing value using the Open Grisaille technique.</p>	
<p>Week 5</p> <p>02/03 JULY</p>	<p style="text-align: center;">Closed Grisaille.</p> <p>Using a medium, we will begin to establish colour to your still life painting using Closed Grisaille.</p>	
<p>Week 6</p> <p>09/10 JULY</p>	<p style="text-align: center;">Final Detail.</p> <p>For the final layer of your still life painting, we will use thicker paint and add your final details.</p>	