

The Landscape Course 2024.






A 6 Week Landscape Course covering key technique & skill, inspired by landscapes.

Beginners guides & intermediate – advanced options available, with extension tasks for the confident artist.

Choose From:

Online: MON, 6:30 PM – 8:30 PM

In-Person, The Kingswood Estate, Bristol: THURS 6:30PM – 8:30PM

<p>Week 1</p> <p>03/06 JUNE</p>	<p style="text-align: center;">Pen & Wash, Illustrative Tree</p> <p>We begin the course with a look at mark making and sketching. Using both Fineliner Pen & Watercolour Wash, we will explore how to create detail and drop in colour values.</p>	
<p>Week 2</p> <p>10/13 JUNE</p>	<p style="text-align: center;">Watercolour Paint, Sunset Foliage</p> <p>We continue our exploration with watercolour to create a sunset landscape with foliage. You will learn how to layer washes to create depth and texture. Use your own photography or use our differentiated resources.</p>	
<p>Week 3</p> <p>17/20 JUNE</p>	<p style="text-align: center;">Mixed Media, Turner in Venice.</p> <p>This week we delve into the works of Turner in Venice. Learn how to use mixed media to create this interior scene using watercolour, gouache & white charcoal on brown watercolour paper.</p>	
<p>Week 4</p> <p>24/27 JUNE</p>	<p style="text-align: center;">Watercolour & Gouache Paint, Stormy Sea.</p> <p>This week we build on your use of Watercolour & Gouache to create this stormy seascape. Use your own photography or our differentiated resources to create this atmospheric painting.</p>	
<p>Week 5</p> <p>01/04 JULY</p>	<p style="text-align: center;">Acrylic Paint, Contemporary Landscape, Part 1.</p> <p>Inspired by Eleanor Spalding (showcased across), we begin your contemporary landscape. This week, you will plot out your composition, learn how to abstract details and pick a colour palette to work with. Use your own photography or our differentiated resources.</p>	
<p>Week 6</p> <p>08/11 JULY</p>	<p style="text-align: center;">Acrylic Paint, Contemporary Landscape, Part 2.</p> <p>We finish The Landscape Course by completing your contemporary landscape painting. Experiment with brushstrokes & contrasting colour accents to create a colourful landscape.</p>	